



OFFICE OF THE  
REGISTRAR

# National Electric Power Regulatory Authority Islamic Republic of Pakistan

NEPRA Tower, G-5/1, Attaturk Avenue, Islamabad

Phone: 9206500, Fax: 2600026

Website: [www.nepra.org.pk](http://www.nepra.org.pk), Email: [info@nepra.org.pk](mailto:info@nepra.org.pk)

No. NEPRA/TRF-Notifications/QA/17005-21

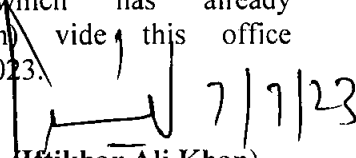
July 7, 2023

Secretary,  
Ministry of Energy (Power Division),  
'A' Block, Pak Secretariat, Islamabad.

Subject: **NOTIFICATION (S.R.O. 885(I)/2023 DATED 7<sup>TH</sup> JULY, 2023)**  
**REGARDING NOTIFICATION IN RESPECT OF DECISION OF THE**  
**AUTHORITY IN THE MATTER OF REQUESTS FILED BY**  
**XWDISCOS FOR PERIODIC ADJUSTMENT IN TARIFF**  
**FOR THE 3<sup>RD</sup> QUARTER OF FY 2022-23**

Enclosed please find herewith copy of the notification (S.R.O. 885(I)/2023 dated 7<sup>th</sup> July, 2023) regarding the subject Decision which has already been intimated to Ministry of Energy (Power Division) vide this office letter No. NEPRA/DG(Tariff)/TRF-100/18148-18150 dated July 4, 2023.

2. This is for information and further necessary action.

  
(Iftikhar Ali Khan)  
Additional DG

Enclosure: As above

[Decision alongwith Notification is also available on NEPRA's website]

CC:

1. Secretary, Cabinet Division, Cabinet Secretariat, Islamabad.
2. Secretary, Ministry of Finance, 'Q' Block, Pak Secretariat, Islamabad.
3. Managing Director, PEPCO, 721 - WAPDA House, Lahore.
4. Member (Power), WAPDA, WAPDA House, Lahore.
5. Managing Director, NTDC, 414 WAPDA House, Lahore.
6. Chief Executive Officer, Central Power Purchasing Agency Guarantee Limited, Shaheen Plaza, 73-West, Fazl-e-Haq Road, Islamabad.
7. Chief Executive Officer, Faisalabad Electric Supply Company, Abdullahpur, Canal Bank Road, Faisalabad
8. Chief Executive Officer, Gujranwala Electric Power Company Ltd. , 565/A, Model Town, G.T. Road, Gujranwala
9. Chief Executive Officer, Hyderabad Electric Supply Co. Ltd. , WAPDA Offices Complex, Hussainabad, Hyderabad
10. Chief Executive Officer, Islamabad Electric Supply Co. Ltd., Street # 40, Sector G-7/4, Islamabad.
11. Chief Executive Officer, Lahore Electric Supply Company Ltd., 22-A, Queens Road, Lahore
12. Chief Executive Officer, Multan Electric Power Co. Ltd., MEPCO Headquarter, Khanewal Road, Multan
13. Chief Executive Officer, Peshawar Electric Supply Company, WAPDA House, Shami Road, Sakhi Chashma, Peshawar
14. Chief Executive Officer, Quetta Electric Supply Company ,Zarghoon Road, Quetta
15. Chief Executive Officer, Sukkur Electric Power Company Ltd. , Administration Block, Thermal Power Station, Old Sukkur.
16. Chief Executive Officer, Tribal Areas Electricity Supply Company Limited (TESCO), Room No. 213, 1<sup>st</sup> Floor, WAPDA House, Shami Road, Sakhi Chashma, Peshawar

**National Electric Power Regulatory Authority**

**NOTIFICATION**



Islamabad, the 7<sup>th</sup> day of July, 2023

S.R.O. 885 (I)/2023.- In pursuance of Proviso (ii) to Sub-Section 7 of Section 31 of the Regulation of Generation, Transmission and Distribution of Electric Power Act, 1997 (XL of 1997), NEPRA hereby notifies decision alongwith Category-wise rates of quarterly adjustments for the 3<sup>rd</sup> Quarter of FY 2022-23 of XWDISCOs. The category wise component of the allowed quarterly adjustment of each XWDISCO alongwith the uniform rate is attached as **Annex-A**. The complete Decision of the Authority in the matter of Requests filed by XWDISCOs for Periodic Adjustment in Tariff for the 3<sup>rd</sup> Quarter of FY 2022-23 already intimated to the Ministry of Energy (Power Division) on July 04, 2023, is notified for recovery in three (03) months period i.e. July, August and September 2023.

2. While effecting the Decision, the concerned entities including Central Power Purchasing Agency Guarantee Limited (CPPAGL) shall keep in view and strictly comply with the orders of the courts notwithstanding this Decision.

[Case No. NEPRA/TRF-100]

  
(Engr. Mazhar Iqbal Ranjha)  
Registrar

7 ✓




**DECISION OF THE AUTHORITY IN THE MATTER OF REQUESTS FILED BY XWDISCOs FOR PERIODIC ADJUSTMENT IN TARIFF FOR THE 3<sup>rd</sup> QUARTER of FY 2022-23**

1. XWDISCOs under MYT regime filed petitions for determination of Tariff for the FY 2020-21 to FY 2024-25, and XWDISCOs i.e. IESCO, FESCO & LESCO already awarded MYT tariff also filed their adjustment/indexation request as per the mechanism prescribed in their MYT determinations for the FY 2020-21 & FY 2021-22. The Authority accordingly decided the petitions/Adjustment & indexation requests of XWDISCOs, along-with upfront indexation of FY 2022-23, and intimated the same to Federal Government for notification.
2. The Federal Government, against the aforementioned determinations/decisions, filed a motion dated July 05, 2022, under Section 7 and 31 of the NEPRA Act 1997 read with Rule 17 of the NEPRA (Tariff Standards and Procedure) Rules, 1998 for recommendation of uniform consumer end tariff at national level, which was decided by the Authority on July 22, 2022. The uniform tariff so determined by the Authority was notified by the Federal Government w.e.f. July 25, 2022.
3. XWDISCOs, in line with NEPRA Act and the prescribed quarterly adjustment mechanism, as per their tariff determination, filed their adjustment requests on account of variation in PPP, including impact of T&D losses etc., for the 3<sup>rd</sup> quarter of the FY 2022-23 i.e. from January to March 2023, including addendums, as summarized below;

Description	IESCO	LESCO*	GEPCO	FESCO	MEPCO*	PESCO	IIESCO	QESCO	SEPCO*	TESCO	TOTAL
Capacity Charges	-5,486	10,473	4,770	8,331	7,356	-466	3,910	1,422	-577	3,157	32,889
Variable O&M	380	1,185	511	736	759	747	192	306	140	121	5,076
TrnSC & Maf	51	2,691	1,237	1,872	2,177	987	879	634	246	413	11,187
Impact of T&D Losses on monthly FCA	110	222	-14	-21	183	363	54	4	48	30	979
Impact of incremental units	-194	-1,576	-474	-919	-355	-206	-48			-70	-3,842
Total	-5,139	12,995	6,030	10,000	10,120	1,424	4,987	2,365	-143	3,650	46,289

4. Although, the proposed quarterly adjustments are formula based and as per the already prescribed mechanism but the impact of any such adjustments has to be made part of the consumer end tariff, hence, the Authority, in order to provide an opportunity of hearing to all the concerned and meet the ends of natural justice, decided to conduct a hearing on the issue.
5. Hearing in matter was scheduled on May 24, 2023, for which advertisement was published in newspapers on May 11, 2023 and separate notices were also sent to the stakeholders for inviting comments from the interested/ affected parties. Salient features of the proposed adjustments along-with adjustment requests/addendums of all DISCOs were uploaded on NEPRA's Website for information of all concerned. Hearing was held as per the Schedule on May 24, 2023, which was attended by the Ministry of Energy, Power Division (MoE, PD), XWDISCOs, CPPA-G, and other stakeholders including General public and media.
6. In order to work out the instant quarterly adjustments of XWDISCOs, the Authority has obtained details of actual Power Purchase cost billed by CPPA-G to DISCOs for the relevant period. CPPA-G provided the information for the 3<sup>rd</sup> quarter of the FY 2022-23 i.e. January to March 2023, and also certified that;

Matter @





a. 2002 Power Policy Plants


- i. Invoices of all Capacity Purchase have been processed in accordance with rates, Terms & Conditions as determined by NEPRA. Payments related to periodical adjustments are also made as per decision of NEPRA.
- ii. The above statement is true, based on facts and from verifiable documentary evidences. In case of any deviation/variation observed if not rectified at later stage, CPPA-G will be responsible for the consequences arising out of any misstatement under NEPRA Act.

b. 1994 Power Policy Plants

- i. Invoices of all Capacity Purchase have been made strictly in accordance with the rates, terms & conditions as stipulated in the respective Power Purchase Agreement.

All payments to IPPs are being made after observing all formalities provided in the respective Power Purchase Agreement.

The above statement is true, based on facts and from verifiable documentary evidences. In case of any deviation/variation observed if not rectified at later stage, CPPA-G will be responsible for the consequences arising out of any misstatement under NEPRA Act and its Rules & Regulations.



7. Accordingly for the purpose of determination of quarterly adjustment for the 3<sup>rd</sup> quarter of FY 2022-23, the information submitted by CPPA-G along-with certification given by CPPA-G has been relied upon. The plant wise detail of capacity charges and utilization factors for the quarter January to March 2023, as provided by CPPA-G is attached as Annex-B with the instant decision. In case of any variation, error, omission or misstatement found out at a later stage, CPPA-G shall be responsible and the same would adjusted in the subsequent quarterly adjustments.
8. The Authority observed that vide its decision dated December 01, 2020, while approving the Motion filed by the Ministry of Energy (Power Division) with respect to recommendations of Support Package for Additional Consumption and Abolishment of Time of Use Tariff Scheme for Industrial Consumers of XWDISCOs, whereby a rate of Rs.12.96/kWh was allowed for B1, B2, B3 and B4 consumers w.e.f. 1<sup>st</sup> November 2021 to 31<sup>st</sup> October 2023, it was decided that;

*"...in future in order to streamline its approach with the proposal, the Authority has decided to modify its calculations methodology for subsequent periodic adjustments.*

*No Quarterly adjustments would be passed on to B1, B2, B3 and B4 industrial consumers to the extent of incremental sales till continuation of the instant package, as the capacity charges would be actualized from the previous level of corresponding months sales"*

9. In view of the above, submissions of CPPA-G and earlier decisions of the Authority, the Authority has decided to work out the quarterly adjustment based on net units, i.e. units purchased for Industrial incremental sales have not been included while working out the quarterly adjustments. The units netted off on account of incremental sales have been provided by CPPA-G. Accordingly, the cost recovered on such incremental units, over and above the Fuel cost i.e. (Rs.12.96 less Reference Fuel Cost for each month) has been adjusted from the quarterly adjustments worked out based on net units. Resultantly, the Prior Year Adjustment (PYA) as well as sales mix for the period would be worked out based on net units i.e. excluding units



purchased for Industrial incremental sales. Thus, no further adjustment would be allowed for such units purchased.

10. CPPA-G vide its letter dated May 09, 2023, requested to allow Rs.704.55 million ( Rs.139.37 million pertaining to instant Quarter) on account of Legal charges requested/disallowed by the Authority in previous quarters as detailed below;

Period	Disallowed Amount (In million)	Status
FY 2019-20 2 <sup>nd</sup> Quarter to FY 2020-21 4 <sup>th</sup> Quarter	455.11	Disallowed
FY 2021-22 1 <sup>st</sup> Quarter	52.32	Disallowed
FY 2021-22 (2 <sup>nd</sup> Quarter)	5.56	Disallowed
FY 2021-22 (3 <sup>rd</sup> Quarter)	33.10	Disallowed
FY 2021-22 (4 <sup>th</sup> Quarter)	(0.05)	Disallowed
FY 2022-23 (1 <sup>st</sup> Quarter)	4.21	Disallowed
FY 2022-23 (2 <sup>nd</sup> Quarter)	14.93	Disallowed
FY 2022-23 (3 <sup>rd</sup> Quarter)	139.37	Requested
<b>Total</b>	<b>704.55</b>	




11. CPPA-G submitted that it is engaged in Local & International legal proceedings in its capacity as agent of DISCOs, the litigation charges incurred by CPPA-G on behalf of DISCOs are passed on to DISCOs in accordance with the Article III of Power Procurement Agency Agreement (PPAA) between CPPA-G and DISCOs dated June 03, 2015.
12. Here it is pertinent to mention that the Authority in the determinations of CPPA-G Market Operation fee observed that CPPA-G reflects the costs incurred on account of legal / litigation charges in the capacity costs billed to DISCOs. In view thereof, CPPA-G was directed to include the said cost in its market operation fees and got it approved from the Authority.
13. The Authority, in consistency with its earlier decision in the matter, has decided not to allow the amount of legal charges requested for the 3<sup>rd</sup> Quarter amounting to Rs.139.37 million and amount of Rs.565.18 million, requested for the previous quarters, on the same account, while working out the instant quarterly adjustments.
14. It is also noted that CPPA-G in its data has included a negative amount of Rs.528.9 million on account of capacity charges of KAPCO. The Authority noted that KAPCO's PPA was amended by CPPA-G, wherein it has been agreed that plant will be operated without payment of capacity charges from July 2021 onward and only energy charges would be paid.
15. Upon inquiry from CPPA-G regarding inclusion of capacity charges of negative Rs.528.9 million of KAPCO, it has been submitted that claimed cost is on account of trueing up of costs pertaining to previous periods as per the PPA. CPPA-G, although provided some detail in this regard, however, the Authority has decided to provisionally not consider the claimed amount of KAPCO and would consider it in the subsequent quarterly adjustments, once the same is verified. Accordingly the negative amount of Rs.528.9 million has been deducted from the claim of XWDISCOs.

Matter @



16. CPPA-G while claiming the capacity charges of IPPS has claimed Rs. 108.778 million on account of PPIB fee as part of capacity charges as detailed below;

Plants	PPIB Fee Rs.
Atlas	13,235,688
NCPL	12,959,413
Sapphire	23,022,360
NPL	11,911,652
Halmore	12,264,697
Saif	11,376,702
Orient	12,282,588
Liberty Power Tech.	9,464,687
Laraib	2,261,000
Total PPIB Fee	108,778,787



17. It is important to highlight that Port Qasim Electric Power Company (Private) Limited (PQEPCL) and some other IPPs established under 2015 Power Policy approached NEPRA for confirmation of PPIB fees as Pass-through. The said requests are under consideration of the Authority. To deliberate the issue, the Authority also sought certain information from PPIB/CPPA-G, which has not yet been provided.
18. Since the matter is under consideration through separate proceedings, therefore, for the purpose of instant quarterly adjustments i.e. 3<sup>rd</sup> quarter of FY 2022-23, the positive amount of Rs.108.778 million as claimed by CPPA-G on account of PPIB Fees as part of Capacity charges has been provisionally excluded till final decision of the Authority in the matter.
19. In light of above discussion, information submitted by CPPA-G and adjustment requests filed by XWDISCOs, the Authority has decided to restrict the amount of quarterly adjustment for the 3<sup>rd</sup> Quarter of FY 2022-23, as requested by XWDISCOs on account of variation in Capacity charges, Variable O&M, Use of System Charges and Market Operator Fee. However, regarding FCA impact on T&D losses, since the Authority's decision in the matter of monthly FCA for December 2022 was not finalized till the submissions of quarterly adjustment requests by DISCOs, therefore, the same has been worked out based the approved monthly FCAs. Similarly, for working out the impact of recovery of fixed cost on incremental sales, the data of incremental units as provided by CPPA-G has been considered, as few of the DISCOs did not provide the required information in their adjustment requests.
20. Based on the discussion made in the above paragraphs and after considering the aforementioned adjustments, the Authority has determined a positive adjustment of Rs.46,536 million on account of variation in Capacity charges, Variable O&M, additional recovery on Incremental sales, Use of System Charges, Market Operator Fee and FCA impact on T&D losses for the 3<sup>rd</sup> quarter of FY 2022-23.
21. Here it is pertinent to mention that as per earlier practice, and the fact that the adjustment is being made in the already notified Uniform tariff, the Authority beside determination of DISCO wise rate of quarterly adjustment, also determines a uniform rate for the quarterly adjustments to be charged from the consumers, as mentioned below;

hati \*



Decision of the Authority in the matter of requests filed by XWDISCOs regarding periodic adjustment in the Tariff

Description	UNIT	IESCO	LESICO	GEPCO	ITSCO	MEPCO	PESCO	HESCO	QESCO	SPPCO	TESCO	Total
FCA Impact of T&D Losses	Rs. Min	75	170	82	115	183	282	77	87	48	16	1,135
V. O&M	Rs. Min	580	1,185	476	707	759	747	152	306	137	96	4,595
Capacity Charges	Rs. Min	(5,487)	10,473	4,770	8,323	7,356	(466)	3,910	1,422	(577)	3,157	32,881
UOSC/MoF	Rs. Min	51	2,691	1,237	1,872	2,177	987	879	634	246	413	11,186
Recovery of PPP on Incremental Units	Rs. Min	(194)	(1,576)	(474)	(919)	(355)	(205)	(68)	(34)	(30)	(76)	(3,931)
<b>Total Under / (Over) Recovery</b>	<b>Rs. Min</b>	<b>(5,176)</b>	<b>12,943</b>	<b>6,091</b>	<b>10,098</b>	<b>10,120</b>	<b>1,343</b>	<b>4,990</b>	<b>2,416</b>	<b>(176)</b>	<b>3,607</b>	<b>46,255</b>
Less- KAPCO Charges	Rs. Min	(30.29)	(110.37)	(53.56)	(75.58)	(99.53)	(61.93)	(31.45)	(32.41)	(18.23)	(15.57)	(528.9)
Less- PPIB Fee	Rs. Min	6.23	22.70	11.01	15.54	20.47	12.74	6.47	6.67	3.75	3.20	106.8
Less- Legal Charges	Rs. Min	7.98	29.08	14.11	19.91	26.22	16.32	8.29	8.54	4.80	4.10	139.37
<b>Total Under / (Over) Recovery net of KAPCO, PPIB Fee &amp; Legal charges</b>	<b>Rs. Min</b>	<b>(5,160)</b>	<b>13,002</b>	<b>6,119</b>	<b>10,138</b>	<b>10,173</b>	<b>1,376</b>	<b>5,006</b>	<b>2,433</b>	<b>(166)</b>	<b>3,615</b>	<b>46,536</b>
Projected Sales for 3 months (excluding Life Line sales)	GWh	3,936	8,144	4,148	5,181	6,801	4,126	1,499	1,665	1,251	511	37,262
Per Unit Impact	Rs./kWh	(1.3110)	1.5965	1.4752	1.9567	1.4958	0.3334	3.3387	1.4611	(0.1330)	7.0777	1.2489

22. In view thereof, the Authority hereby allows the positive quarterly adjustments of Rs.46,536 million pertaining to the 3<sup>rd</sup> quarter of the FY 2022-23, to be recovered from the consumers in a period of 03 months i.e. July, August and September 2023, as per the category wise rates mentioned in the SoT attached herewith as Annex-A.
23. Here it is pertinent to mention that no Quarterly adjustments would be passed on to BI, B2, B3 and B4 industrial consumers to the extent of incremental sales till continuation of the package, in line with the Authority's decision dated 01.12.2020.
24. While effecting the Quarterly Adjustments, the concerned DISCOs shall keep in view and strictly comply with the orders of the courts notwithstanding this order.
25. The instant decision along-with attached Annexures, is intimated to the Federal Government, prior to its notification in the official Gazette as per Section 31 (7) of the NEPRA Act.

AUTHORITY


Mathar Niaz Rana (nsc)  
Member

Rafique Ahmed Shaikh  
Member

Engr. Maqsood Anwar Khan  
Member


Ms. Amina Ahmed  
Member

Tauseef H. Farooqi  
Chairman




**DISCO wise and National Average Uniform 3rd Quarterly Adjustment of FY 2022-23**

Description	IESCO	FESCO	LESCO	MEPCO	GEPCO	PESCO	HESCO	SEPCO	QESCO	TESCO	Uniform National Average Determined tariff 3rd Quarterly Adjustment for the FY 2022-23	
	Variable Charges Rs./kWh	Variable Charges Rs./kWh	Variable Charges Rs./kWh	Variable Charges Rs./kWh	Variable Charges Rs./kWh	Variable Charges Rs./kWh	Variable Charges Rs./kWh	Variable Charges Rs./kWh	Variable Charges Rs./kWh	Variable Charges Rs./kWh	Variable Charges Rs./kWh	
<b>Residential</b>												
For peak load requirement less than 5 kW												
Protected	Up to 50 Units - Life Line											
	51-100 units - Life Line											
Un-Protected	01-100 Units	1.3110	1.9567	1.5965	1.4958	1.4752	0.3334	3.3387	- 0.1330	1.4611	7.0777	1.2489
	101-200 Units	1.3110	1.9567	1.5965	1.4958	1.4752	0.3334	3.3387	- 0.1330	1.4611	7.0777	1.2489
	01-100 Units	1.3110	1.9567	1.5965	1.4958	1.4752	0.3334	3.3387	- 0.1330	1.4611	7.0777	1.2489
	101-200 Units	1.3110	1.9567	1.5965	1.4958	1.4752	0.3334	3.3387	- 0.1330	1.4611	7.0777	1.2489
	201-300 Units	1.3110	1.9567	1.5965	1.4958	1.4752	0.3334	3.3387	- 0.1330	1.4611	7.0777	1.2489
	301-400 Units	1.3110	1.9567	1.5965	1.4958	1.4752	0.3334	3.3387	- 0.1330	1.4611	7.0777	1.2489
	401-500 Units	1.3110	1.9567	1.5965	1.4958	1.4752	0.3334	3.3387	- 0.1330	1.4611	7.0777	1.2489
	501-600 Units	1.3110	1.9567	1.5965	1.4958	1.4752	0.3334	3.3387	- 0.1330	1.4611	7.0777	1.2489
	601-700 Units	1.3110	1.9567	1.5965	1.4958	1.4752	0.3334	3.3387	- 0.1330	1.4611	7.0777	1.2489
	Above 700 Units	1.3110	1.9567	1.5965	1.4958	1.4752	0.3334	3.3387	- 0.1330	1.4611	7.0777	1.2489
For peak load requirement exceeding 5 kW												
	Time of Use (TOU) - Peak	1.3110	1.9567	1.5965	1.4958	1.4752	0.3334	3.3387	- 0.1330	1.4611	7.0777	1.2489
	Time of Use (TOU) - Off-Peak	1.3110	1.9567	1.5965	1.4958	1.4752	0.3334	3.3387	- 0.1330	1.4611	7.0777	1.2489
	Temporary Supply	1.3110	1.9567	1.5965	1.4958	1.4752	0.3334	3.3387	- 0.1330	1.4611	7.0777	1.2489
<b>Total Residential</b>												
<b>Commercial - A2</b>												
For peak load requirement less than 5 kW												
For peak load requirement exceeding 5 kW												
	Regular	1.3110	1.9567	1.5965	1.4958	1.4752	0.3334	3.3387	- 0.1330	1.4611	7.0777	1.2489
	Time of Use (TOU) - Peak	1.3110	1.9567	1.5965	1.4958	1.4752	0.3334	3.3387	- 0.1330	1.4611	7.0777	1.2489
	Time of Use (TOU) - Off-Peak	1.3110	1.9567	1.5965	1.4958	1.4752	0.3334	3.3387	- 0.1330	1.4611	7.0777	1.2489
	Temporary Supply	1.3110	1.9567	1.5965	1.4958	1.4752	0.3334	3.3387	- 0.1330	1.4611	7.0777	1.2489
	Electric Vehicle Charging Station	1.3110	1.9567	1.5965	1.4958	1.4752	0.3334	3.3387	- 0.1330	1.4611	7.0777	1.2489
<b>Total Commercial</b>												
<b>General Services-A3</b>												
<b>Industrial</b>												
	B1	1.3110	1.9567	1.5965	1.4958	1.4752	0.3334	3.3387	- 0.1330	1.4611	7.0777	1.2489
	B1 Peak	1.3110	1.9567	1.5965	1.4958	1.4752	0.3334	3.3387	- 0.1330	1.4611	7.0777	1.2489
	B1 Off Peak	1.3110	1.9567	1.5965	1.4958	1.4752	0.3334	3.3387	- 0.1330	1.4611	7.0777	1.2489
	B2	1.3110	1.9567	1.5965	1.4958	1.4752	0.3334	3.3387	- 0.1330	1.4611	7.0777	1.2489
	B2 - TOU (Peak)	1.3110	1.9567	1.5965	1.4958	1.4752	0.3334	3.3387	- 0.1330	1.4611	7.0777	1.2489
	B2 - TOU (Off-peak)	1.3110	1.9567	1.5965	1.4958	1.4752	0.3334	3.3387	- 0.1330	1.4611	7.0777	1.2489
	B3 - TOU (Peak)	1.3110	1.9567	1.5965	1.4958	1.4752	0.3334	3.3387	- 0.1330	1.4611	7.0777	1.2489
	B3 - TOU (Off-peak)	1.3110	1.9567	1.5965	1.4958	1.4752	0.3334	3.3387	- 0.1330	1.4611	7.0777	1.2489
	B4 - TOU (Peak)	1.3110	1.9567	1.5965	1.4958	1.4752	0.3334	3.3387	- 0.1330	1.4611	7.0777	1.2489
	B4 - TOU (Off-peak)	1.3110	1.9567	1.5965	1.4958	1.4752	0.3334	3.3387	- 0.1330	1.4611	7.0777	1.2489
	Temporary Supply	1.3110	1.9567	1.5965	1.4958	1.4752	0.3334	3.3387	- 0.1330	1.4611	7.0777	1.2489
<b>Total Industrial</b>												
<b>Single Point Supply</b>												
	C1(a) Supply at 400 Volts-less than 5 kW	1.3110	1.9567	1.5965	1.4958	1.4752	0.3334	3.3387	- 0.1330	1.4611	7.0777	1.2489
	C1(b) Supply at 400 Volts-exceeding 5 kW	1.3110	1.9567	1.5965	1.4958	1.4752	0.3334	3.3387	- 0.1330	1.4611	7.0777	1.2489
	Time of Use (TOU) - Peak	1.3110	1.9567	1.5965	1.4958	1.4752	0.3334	3.3387	- 0.1330	1.4611	7.0777	1.2489
	Time of Use (TOU) - Off-Peak	1.3110	1.9567	1.5965	1.4958	1.4752	0.3334	3.3387	- 0.1330	1.4611	7.0777	1.2489
	C2 Supply at 11 kV	1.3110	1.9567	1.5965	1.4958	1.4752	0.3334	3.3387	- 0.1330	1.4611	7.0777	1.2489
	Time of Use (TOU) - Peak	1.3110	1.9567	1.5965	1.4958	1.4752	0.3334	3.3387	- 0.1330	1.4611	7.0777	1.2489
	Time of Use (TOU) - Off-Peak	1.3110	1.9567	1.5965	1.4958	1.4752	0.3334	3.3387	- 0.1330	1.4611	7.0777	1.2489
	C3 Supply above 11 kV	1.3110	1.9567	1.5965	1.4958	1.4752	0.3334	3.3387	- 0.1330	1.4611	7.0777	1.2489
	Time of Use (TOU) - Peak	1.3110	1.9567	1.5965	1.4958	1.4752	0.3334	3.3387	- 0.1330	1.4611	7.0777	1.2489
	Time of Use (TOU) - Off-Peak	1.3110	1.9567	1.5965	1.4958	1.4752	0.3334	3.3387	- 0.1330	1.4611	7.0777	1.2489
<b>Total Single Point Supply</b>												
<b>Agricultural Tube-wells - Tariff D</b>												
	Scarp	1.3110	1.9567	1.5965	1.4958	1.4752	0.3334	3.3387	- 0.1330	1.4611	7.0777	1.2489
	Time of Use (TOU) - Peak	1.3110	1.9567	1.5965	1.4958	1.4752	0.3334	3.3387	- 0.1330	1.4611	7.0777	1.2489
	Time of Use (TOU) - Off-Peak	1.3110	1.9567	1.5965	1.4958	1.4752	0.3334	3.3387	- 0.1330	1.4611	7.0777	1.2489
	Agricultural Tube-wells	1.3110	1.9567	1.5965	1.4958	1.4752	0.3334	3.3387	- 0.1330	1.4611	7.0777	1.2489
	Time of Use (TOU) - Peak	1.3110	1.9567	1.5965	1.4958	1.4752	0.3334	3.3387	- 0.1330	1.4611	7.0777	1.2489
	Time of Use (TOU) - Off-Peak	1.3110	1.9567	1.5965	1.4958	1.4752	0.3334	3.3387	- 0.1330	1.4611	7.0777	1.2489
<b>Total Agricultural</b>												
<b>Public Lighting - Tariff G</b>												
	Residential Colonies	1.3110	1.9567	1.5965	1.4958	1.4752	0.3334	3.3387	- 0.1330	1.4611	7.0777	1.2489
	Railway Traction	1.3110	1.9567	1.5965	1.4958	1.4752	0.3334	3.3387	- 0.1330	1.4611	7.0777	1.2489
	Tariff K - AJK	1.3110	1.9567	1.5965	1.4958	1.4752	0.3334	3.3387	- 0.1330	1.4611	7.0777	1.2489
	Time of Use (TOU) - Peak	1.3110	1.9567	1.5965	1.4958	1.4752	0.3334	3.3387	- 0.1330	1.4611	7.0777	1.2489
	Time of Use (TOU) - Off-Peak	1.3110	1.9567	1.5965	1.4958	1.4752	0.3334	3.3387	- 0.1330	1.4611	7.0777	1.2489
	Tariff K - Rawat Lab	1.3110	1.9567	1.5965	1.4958	1.4752	0.3334	3.3387	- 0.1330	1.4611	7.0777	1.2489



*Arshad*






Annex-B

	Jan-23		Feb-23		Mar-23	
	CPP (Rs.)	Plant Factor	CPP (Rs.)	Plant Factor	CPP (Rs.)	Plant Factor
ACT Wind (Pvt) Limited	76,750,935	12%	135,603,243	4%	79,430,129	11%
ACT2 DIN Wind (Pvt) Ltd.	95,395,857	30%	29,553,253	13%	93,587,111	20%
AJ Power (Private) Ltd.	32,914,430	14%	40,241,083	16%	38,627,278	18%
Almolt Industries Limited		0%	26,673,017	25%	19,036,920	16%
Appolo Solar Development Pakistan Limited	455,319,738	16%	498,568,113	19%	596,397,814	21%
Artistic Energy (Pvt.) Limited	277,425,759	20%	129,764,571	5%	113,200,381	17%
Artistic Wind Power (Pvt) Ltd.	93,707,555	30%	58,842,170	11%	58,382,511	19%
Atlas Power Limited	271,853,406	44%	165,727,885	8%	319,320,956	7%
Atlas Solar Limited					136,650,694	20%
Attock Gen Limited	176,826,694	64%	297,480,728	19%	191,166,395	4%
Azad Jammu & Kashmir Power Development Organization		7%		12%	(4,275,259)	26%
Best Green Energy Pakistan Limited	507,529,996	17%	519,410,188	19%	639,133,467	21%
Central Power Generation Company Limited-(Genco-2)	2,072,392,821	23%	(353,933,142)	26%	1,816,553,554	30%
Chanar Energy Limited	88,741,502	76%	36,924,905	42%	87,200,983	37%
China Power Hub Generation company (Pvt.) Ltd	9,770,000,000	5%	7,736,620,606	0%	9,247,688,512	2%
Chiniot Power Limited	217,660,738	65%	106,185,193	66%	354,235,334	79%
Crest Energy Pakistan Limited	517,792,812	17%	537,109,485	20%	656,520,364	21%
DIN Energy Ltd.	108,874,209	34%	62,022,696	10%	93,616,665	18%
DISCOs' Net-Metering arrangement			1,239,609,473		518,858,210	
Engro Powergen Qadirpur Limited	139,403,024	62%	156,669,883	57%	211,921,908	53%
Engro Powergen Thar (Pvt) Limited	3,986,362,080	54%	4,092,291,236	28%	4,106,209,009	36%
Exchange Loss / (Gain) - (on import of energy)	29,512,154		120,601,973			
Fauji Kabirwala Power Company Ltd.	219,077,038	0%	13,339,716	0%	(100,555,478)	0%
FFC Energy Limited	47,554,087	19%	29,720,435	7%	90,397,752	11%
Foundation Power Company Daharki Ltd.	168,029,268	93%	158,657,251	14%	372,889,714	79%
Foundation Wind Energy-I Limited	195,447,200	14%	205,673,102	8%	254,432,800	11%
Foundation Wind Energy-II (Pvt.) Limited	202,369,350	19%	193,198,133	8%	249,824,730	12%
Gul Ahmed Electric Limited	77,824,385	29%	78,531,035	13%	39,905,752	22%
Gul Ahmed Wind Power Ltd	199,028,824	15%	431,170,494	4%	245,590,558	14%
Halmore Power Generation Company Limited	426,419,599	5%	267,476,942	0%	291,991,487	0%
Hamza Sugar Mills Limited	57,474,718	70%	54,409,418	74%	45,299,946	55%
Harappa Solar (Pvt) Limited	52,086,588	13%	53,971,241	18%	71,893,056	20%
Hawa Energy (Private) Limited	405,430,648	20%	246,134,579	6%	250,232,895	18%
Huaneng Shandong Ruyi Energy (Pvt) Ltd	8,594,196,472	69%	8,612,976,407	12%	7,618,851,219	0%
Hydrochina Dawood Power (Private) Limited	288,564,727	10%	247,842,928	4%	250,904,515	10%
Indus Wind Energy Ltd.	102,031,958	31%	57,828,740	11%	18,388,280	19%
Jamshoro Power Company Limited-(Genco-1)	568,305,000	0%		0%	284,152,500	0%
JDW Sugar Mills Ltd.		84%	262,625,069	85%	154,667,093	91%
Jhimpir Power (Private) Limited	378,735,555	18%	234,832,035	5%	245,093,702	18%
Karachi Nuclear Power Plant-Unit-2	10,415,363,571	71%	7,566,070,386	86%	5,813,983,034	84%
Karachi Nuclear Power Plant-Unit-3	7,111,180,434	70%	6,978,249,432	71%	4,558,253,123	61%
Karot Power Company (Pvt.) Limited	2,363,661,550	16%	14,885,827,860	32%	2,025,352,472	42%
Kohinoor Energy Ltd.	174,697,695	32%	174,697,695	24%	174,697,695	8%
Kot Addu Power Company Ltd.	431,126,967		771,047,757		(1,731,106,000)	
Lakeside Energy Limited	95,873,067	30%	64,782,661	12%	64,124,213	21%
Lalpur Power (Private) Limited	621,540,880	2%	608,183,416	0%	621,540,880	0%
Laraib Energy Limited	183,298,664	2%	1,400,039,008	61%	318,878,760	41%
Legal Fee	5,311,259		130,488,880		3,566,809	
Liberty Daharki Power Limited	299,709,873	0%	403,396,803	0%	340,110,757	5%
Liberty Power Tech Limited	227,500,454	60%	292,145,161	15%	189,373,873	3%
Liberty Wind Power-I Ltd.	97,224,637	29%	64,515,387	10%	55,092,188	17%
Liberty Wind Power-II (Pvt.) Ltd.	91,668,323	27%	63,951,215	10%	55,685,761	17%
Liquidated Damages Receipts	(183,562,439)		(5,887,435)			
Lucky Electric Power Company Limited	3,904,527,882	76%	2,999,294,025	56%	5,917,053,656	49%
Lucky Renewables (Private) Limited	102,735,078	32%	63,210,033	11%	52,954,523	20%
Master Green Energy Limited	344,427,616	27%	188,250,292	11%	409,902,308	19%
Master Wind Energy Limited	325,334,672	13%	245,752,552	4%	216,403,296	13%
Metro Power Company Ltd	180,674,725	29%	202,356,387	9%	215,927,911	16%
Metro Wind Power Limited	123,456,063	34%	79,822,586	14%	82,717,138	24%
Mira Power Limited	644,183,679	3%	643,705,391	19%	1,148,719,337	16%
Narowal Energy Limited	292,000,000	36%	286,685,152	0%	327,178,554	8%
NASDA Green Energy Limited	100,320,173	32%	29,198,823	13%	60,112,109	20%
National Power Parks Management Company Private Limited	5,493,307,975	45%	2,461,777,906	69%	4,121,017,655	68%
Neelum Jhelum Hydropower Company (Pvt.) Ltd.		0%		0%		0%
Nishat Chunian Power Limited	421,917,778	29%	308,558,649	9%	256,622,440	1%
Nishat Power Limited	134,290,321	38%	487,260,105	0%	375,417,738	1%
Northern Power Generation Company Limited-(Genco-3)	1,031,671,858	2%	(212,773,903)	0%	405,957,254	2%
Orient Power Company (Private) Limited	346,113,265	23%	294,381,254	12%	300,128,664	32%

Muti S



PAEC Chashma Nuclear Power Plant.	8,653,263,381	81%	7,910,311,853	91%	9,235,408,232	92%
Pak Gen Power Limited	620,799,577	12%	620,799,577	0%	620,799,577	0%
Pakhtunkhwa Energy Development Organization (Malakand)	78,869,552	22%	527,345,077	5%	122,038,812	48%
Port Qasim Electric Power Company (Pvt.) Limited	7,329,885,599	48%	8,026,780,748	2%	8,624,334,308	3%
Quaid-e-Azam Solar Power Pvt Ltd	339,570,894	16%	753,128,781	19%	295,344,059	20%
Quaid-e-Azam Thermal Power (Pvt) Limited	2,755,336,729	31%	2,761,732,079	55%	4,475,351,936	60%
Rousch Pak Power Ltd.	807,933,654	1%	237,145,906	0%	807,933,654	0%
RYK Mills Limited		59%	125,934,488	62%	33,868,176	47%
Saba Power Company (Pvt.) Ltd.	207,869,068	13%	207,869,068	0%	207,869,064	0%
Sachal Energy Development (Private) Limited	308,241,587	23%	228,091,622	8%	258,537,513	14%
Salf Power Limited	167,630,318	14%	196,581,707	0%	308,398,376	9%
Sapphire Electric Company Limited	230,717,983	7%	169,126,161	11%	255,152,967	28%
Sapphire Wind Power Company Limited	341,012,709	12%	262,705,975	3%	203,671,867	11%
SPPs	3,292,499		10,488,391		25,981,583	
Star Hydro Power Limited	993,551,166	14%	281,222,183	16%	1,976,181,554	24%
Tavanir Iran	181,475,646	52%	112,923,775	51%	90,906,129	44%
Tenaga Generasi Limited	132,445,401	9%	372,968,359	4%	188,253,749	11%
Thal Industries Corporation Ltd		64%	177,472,725	87%	100,906,387	81%
ThalNova Power Thar (Pvt.) Ltd		29%		31%	1,694,487,675	61%
Thar Coal Block-1 Power Generation Company (Pvt) Limited	129,651,775	50%	1,820,843,850	57%	6,435,935,149	76%
Thar Energy Limited	(239,573,686)	67%	510,634,044	0%	1,791,789,613	0%
The Hub Power Company Limited	2,412,454,515	0%	2,312,718,922	0%	2,324,916,754	0%
Three Gorges First Wind Farm Pakistan (Private) Limited	219,582,644	7%	227,648,766	21%	262,471,382	13%
Three Gorges Second Wind Farm Pakistan Limited	244,749,650	15%	365,422,773	4%	208,049,160	14%
Three Gorges Third Wind Farm Pakistan (Private) Limited	260,792,136	4%	363,767,032	4%	220,039,591	15%
Tricon Boston Consulting Corporation (Private) Limited	1,033,492,408	17%	756,312,739	5%	779,357,047	19%
Uch Power Ltd.	854,014,673	94%	823,855,333	70%	619,110,554	80%
Uch-II Power (Pvt.) Limited	1,890,253,475	92%	1,632,229,413	80%	1,972,007,466	79%
UEP Wind Power (Pvt) Ltd	399,969,760	11%	866,972,830	3%	473,083,090	13%
WAPDA Hydrel	6,745,666,207	11%	7,318,731,542	32%	7,256,323,614	27%
Yunus Energy Limited	212,927,399	14%	377,234,687	4%	223,339,777	14%
Zephyr Power (Pvt.) Limited	182,945,955	17%	72,809,534	6%	203,440,780	18%
Zhenfa Pakistan New Energy Company Limited	78,943,882	16%	89,369,995	20%		
Zorlu Enerji Pakistan Limited	244,167,241	18%	109,137,153	7%	252,633,522	13%
<b>Grand Total</b>	<b>104,102,528,953</b>		<b>108,889,658,748</b>		<b>108,679,012,723</b>	



MSU - 9